



02  
MAIN CATALOGUE

# Underfloor distributor systems

ELECTRIC SOLUTIONS

V0625

## Underfloor distributor systems

Introduction	3
Selection	4
Construction	5
Model series in comparison	6-7

## CAMPETTO

Explanation	8-9
Overview CAMPETTO	10-11
CAMPETTO S	12-13
CAMPETTO M	14-15
CAMPETTO L	16-17
CAMPETTO XL	18-19
CAMPETTO XXL	20-21

## VESUVIO

VESUVIO	22-23
---------	-------

## PIAZZETTA

PIAZZETTA	24-25
-----------	-------

## RETRANT

RETRANT	26-27
---------	-------

## ROTRANT

ROTRANT	28-29
---------	-------

## PICCOLINO

PICCOLINO	30-31
-----------	-------

## MOBILE

MOBILE	32-33
--------	-------

## Sash locks

Sash locks CAMPETTO S, M, L, XL, XXL	34
Sash locks RETRANT, ROTRANT	35

# Introduction

---

Underfloor distributors provide a discreet and efficient solution for the distribution of electricity, water, compressed air, video, audio and telecommunications in indoor and outdoor areas. Flexible configuration options make this product group one of our top recommendations if you want to avoid complicated, provisional installations and cables lying around in the future.

We would be happy to help to plan your individual underfloor distributor.

## Benefits of our system

---

- electrical power is available anytime and just in seconds
- no power cable lying around, therefore no more stumbling
- temporary installations are no longer needed
- easy and quick closing after use
- automatic opening thanks to gas spring
- high security for operators, vehicles, pedestrians
- protection against vandalism thanks to lockable cover
- almost invisible when not in use
- optional lid heating allows the opening even under severe winter conditions

Underfloor distributor systems can also provide the following connections:

- power
- water
- compressed air
- video, Audio
- telematics

Our underfloor distributors are customised to your wishes and requirements.

## Our services

---

- individual consultation
- a proven and balanced standard range
- technical drawing (if required in 3D)
- tailor-made, customised solutions
- production of single pieces as well as series
- spare parts procurement guaranteed
- competent advice on installation
- maintenance work can be carried out by GIFAS (corresponding contract)


- ✓ = From stock, offer subject to prior sale
- further equipments available on request
- various accessories and spare parts available

# Selection







## How do I make my selection?

The following questions are essential for the selection of the proper underfloor distributor system:

1. What power connections are required?  
The size of the power distributor is defined depending on the socket configuration and type of fuse protection. The distributor is mounted on the cover of the underfloor distributor. The size of the power distributor also defines the junction box.
2. Where is the underfloor power distributor system installed?  
Information on indoor or outdoor installation and Type of use is helpful for the optimal design of the device.
3. Should the underfloor power distributor withstand vehicle traffic?  
Each underfloor power distributor is designed for the specific needs. A system which needs to withstand vehicle traffic demands stronger construction as well as better foundation.
4. Shall it be possible to close the lid with plugged-in devices?  
Certain mounting depth is required if you want to use the underfloor distributor system with plugged in devices. This mounting depth is not always available e.g. if mounted on top of garage roofs.



5. Shall the lid be filled?  
To be fitted in perfectly to it's environment, a fillable lid is needed. There are almost no limits to the kind of filling (cobblestones, wood, asphalt). The gas springs of the opening and closing mechanism are choosen for the individual lid weight.
6. Is drainage ensured?  
In order to protect the underfloor distributor systems from water damage, it is necessary to ensure drainage.

Group	EN124	User zone	Test force	Load*	Wheel load
Group 1	A15	 Pedestrians / cyclists	15 kN	1.0t	0.6t
Group 2	B125	 Pedestrian areas / car parking areas	125 kN	8.3t	5.0t
Group 3	C250	 Roadside gutters	250 kN	16.6t	6.5t
Group 4	D400	 Roadways	400 kN	26.6t	11.0t
Group 5	E600	 Areas with a high wheel load such as port facilities, aircraft operation areas	600 kN	40.0t	16.0t
Group 6	F900	 Areas with a high wheel load such as aircraft operation areas	900 kN	60.0t	24.0t

\* The load corresponds to  $\frac{2}{3}$  of the test force.

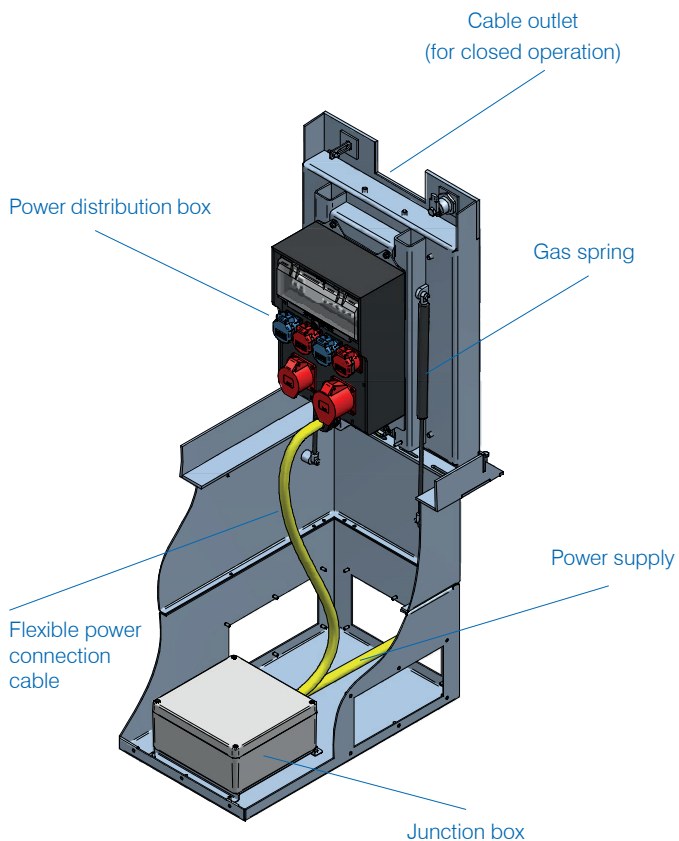
A standardised slight deformation may occur at this load depending on the clear width of the cover.



## Building of underfloor system GIFAS

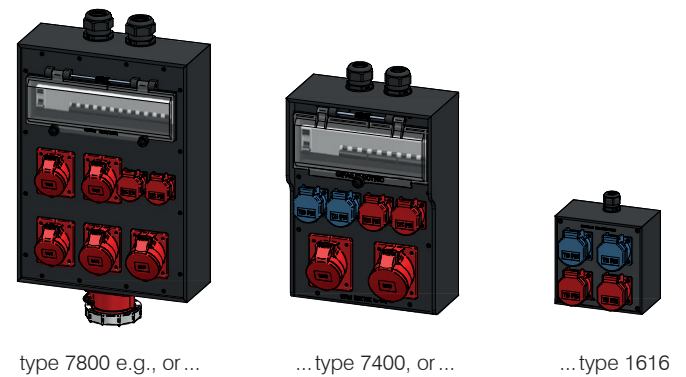
For a complete underfloor distribution, you need three components:

### 1. Underfloor distributor model



### 2. Hard rubber power distributor boxes


The hard rubber power distributor boxes which are used in our underfloor distributor systems have following features:



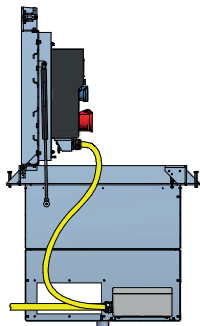

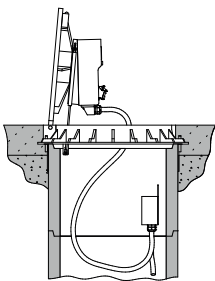
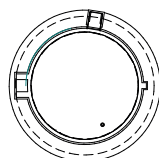
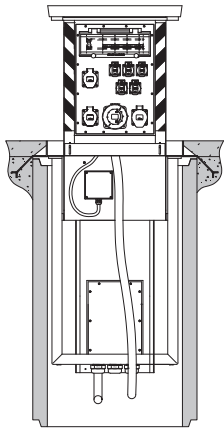
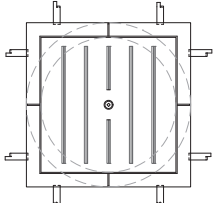

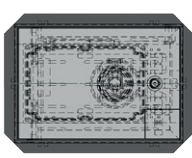
- fully safety insulated
- impact and shock resistant
- UV resistant
- silicone and halogen free
- aging and temperature resistant (to -30°C)
- oil and acid resistant
- barely flammable
- self-extinguishing

### 3. Junction box

The junction box is adapted to the connection values.



## Model series in comparison

Models	CAMPETTO	VESUVIO	PIAZZETTA	RETRANT
	 	 	 	 
<b>Technical Data</b>				
<b>Max. load capacity</b>	C250 / 25 t (250 kN) D400 / 40 t (400 kN)	D400 / 40 t (400 kN)	B125 / 12.5 t (125 kN) C250 / 25 t (250 kN)	3 t (30 kN)
<b>Necessary installation depth</b>	S: 650 mm M: 650 mm L: 650 mm XL: 750 mm XXL: 760 mm	min. 610 mm	min. 1'000 mm	min. 420 mm
<b>Execution cover</b>	chequered plate V2A or individually fillable	cast iron cover	individually fillable	chequered plate V2A
<b>Dimension cover</b>	S: 400×600 mm M: 480×700 mm L: 550×700 mm XL: 600×900 mm XXL: 1'060×1'010 mm	Ø 605 mm	600×600 mm	380×280 mm
<b>Operating mode/cover</b>	closed	closed *1	open with protection occurs	closed *1
<b>Cover heating</b>	on request	no	on request	no
<b>Material</b>	stainless steel V2A	steel casting	stainless steel V2A	stainless steel V2A
<b>Further technical details see page(s)</b>	p. 8-21	p. 22-23	p. 24-25	p. 26-27

\*1 These models include a cable exit flap for the outlet of access lines in closed state.  
Thus these models can be driven or walked over even in plugged mode.

## Model series in comparison

ROTRANT	PICCOLINO	MOBILE
 	 	 
3t (30 kN)	C250 / 25t (250 kN)	B125 / 12.5t (125 kN) C250 / 25t ( 250 kN)
mind. 420 mm	mind. 410 mm	from approx. 400 mm
chequered plate V2A	chequered plate V2A or individually fillable	individually
Ø271 mm	200×200 mm	individually
closed *1	closed *1	distributor placed on top
no	no	no
stainless steel V2A	stainless steel V2A	stainless steel V2A
p. 28-29	p. 30-31	p. 32-33

\*1 These models include a cable exit flap for the outlet of access lines in closed state.  
Thus these models can be driven or walked over even in plugged mode.

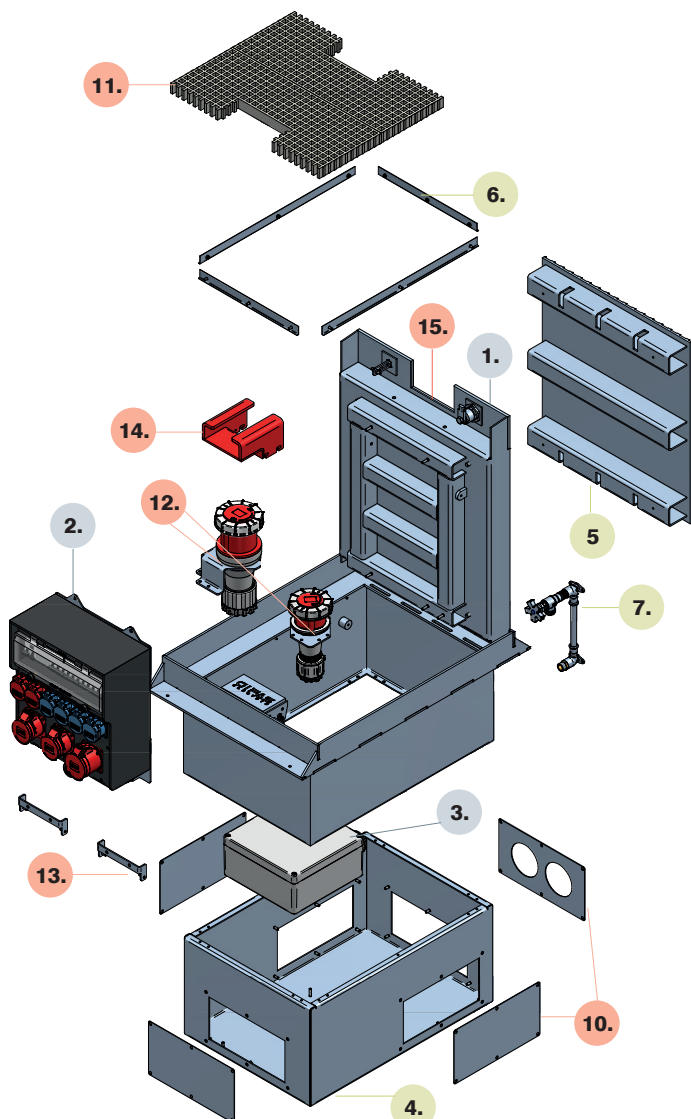
The CAMPETTO product range is modular and can therefore be combined as required. The basic components are the core of every CAMPETTO. These consist of the «metal box», i.e. the CAMPETTO incl. cover and frame, the GIFAS power distribution box and the junction box which are mounted on a mounting plate.

After the basic components have been selected, the options are chosen depending on the customer's specifications or the project requirements. The aim of the CAMPETTO series is maximum adaptability, perfect coverage for as many applications in the range C250/D400 as possible, as well as easy availability and short delivery times for each selection.

## If you have opted for a CAMPETTO, proceed as follows:

1. Definition of the feeding lines, i.e. where the feedings (electricity, water, etc.) come from and the cross-sections; also if the CAMPETTO shall be equipped with a closed bottom part with drainage connection.
2. Definition of the cover type, i.e. with a fillable lid or a chequered plate insert (optional).
3. Definition of the type of cover, i.e. with individual filling or with standard corrugated sheet.
- 4.-7. Options for base selection
- 8.+9. Adapter frame for on-site concrete pipe, double frame
- 10.-15. Accessories

Please contact us regarding project specific dimensions and equipment requirements!



### Base components

1. CAMPETTO with cover / frame (fillable tub cover)
1. Power distribution box (on mounting plate)
2. Junction box (on mounting plate)

### Optional components

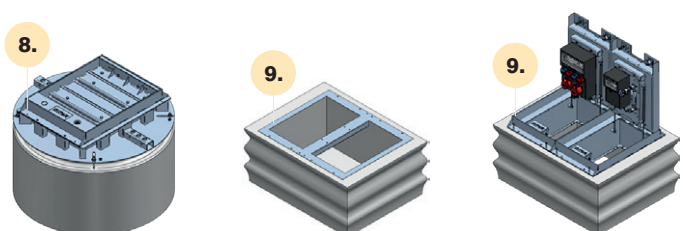
4. Bottom part incl. drainage connection
5. Chequered plate insert for cover slip resistance: R11 according to standard DIN EN 16165
6. Heating cable/frame heating set
7. Water connection, 3/4", stainless steel

### Adapter frame / Double frame

8. Adapter frame for concrete pipe provided by customer
9. Double frame C250

### Accessories (optional)

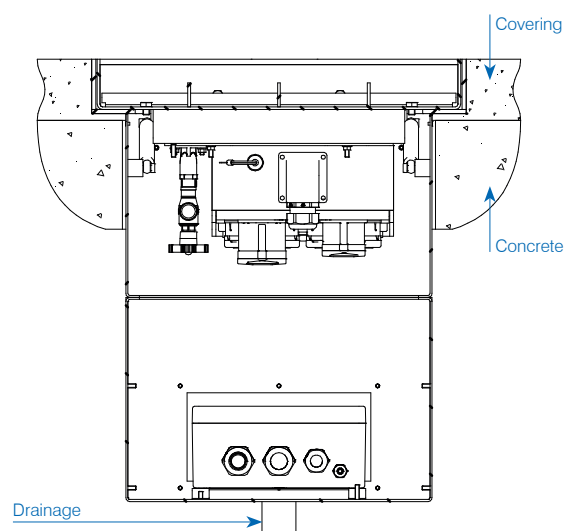
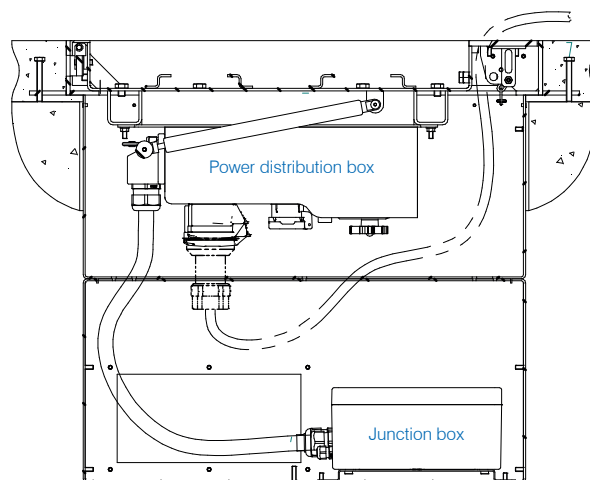
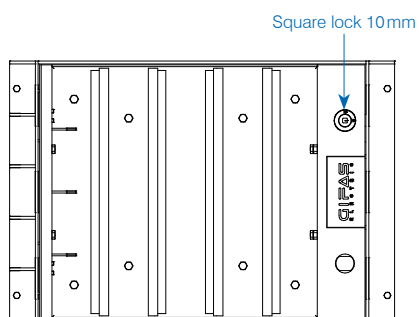
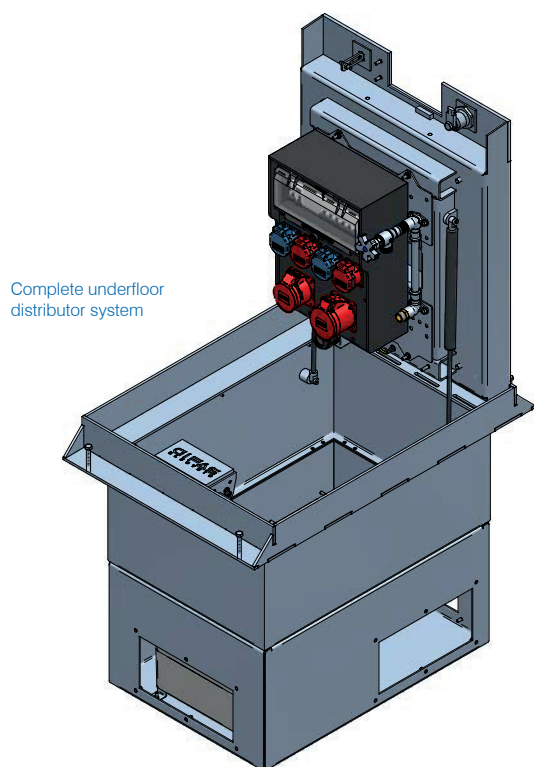
10. Adapter plates for feeding lines
11. Step protection  
Slip resistance: R13 according to DIN 51130
12. CEE63/5 or CEE125/5 coupling bracket
13. Mounting bracket for cable flap / cable protection
14. Cable protection
15. Lock set for padlock



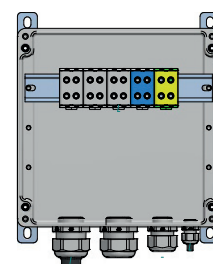
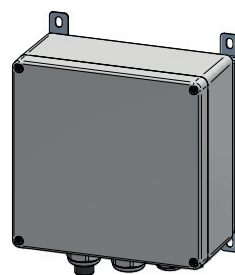

Example: fitted



Detailed view based on example item no. 227025 (page 16-17)

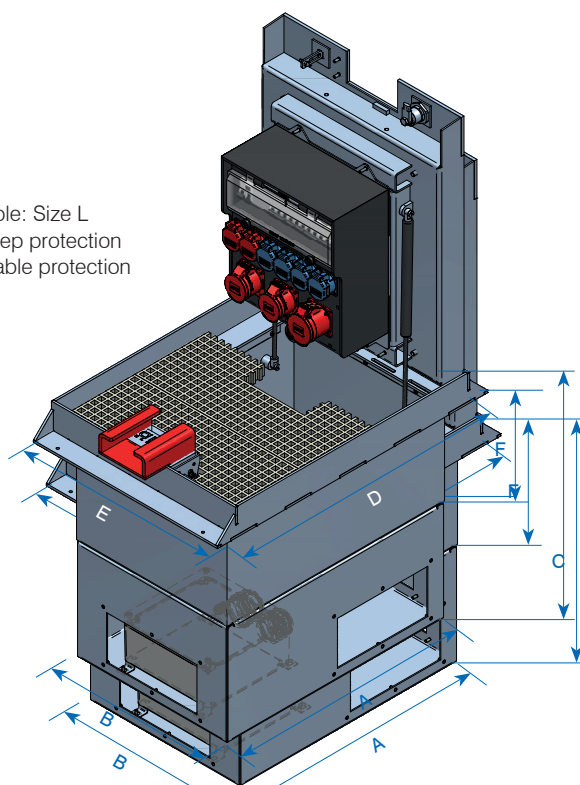


The customer must ensure that the substructure complies with the relevant standards, that the floor box is installed correctly and that there is appropriate drainage.



# Overview CAMPETTO

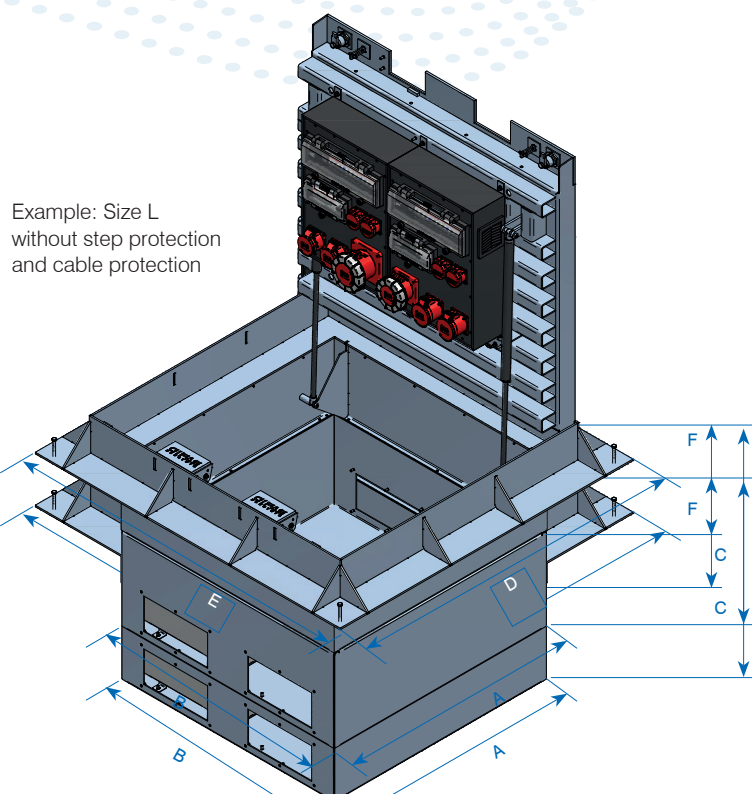
Example: Size L  
with step protection  
and cable protection



Technical Data	CAMPETTO S	CAMPETTO M	CAMPETTO L
<b>Max. load capacity</b>	C250 / 25 t (250 kN) D400 / 40 t (400 kN) tested with filled lid (with concrete)	C250 / 25 t (250 kN) D400 / 40 t (400 kN) tested with filled lid (with concrete)	C250 / 25 t (250 kN) D400 / 40 t (400 kN) tested with filled lid (with concrete)
<b>Required mounting depth with bottom part</b>	650 mm	650 mm	650 mm
<b>Required mounting depth without bottom part</b>	550 mm with CEE 32 A 650 mm with CEE 63 A	550 mm with CEE 32 A 650 mm with CEE 63 A	550 mm with CEE 32 A 650 mm with CEE 63 A
<b>Execution cover</b>	chequered plate V2A/ individually fillable	chequered plate V2A/ individually fillable	chequered plate V2A/ individually fillable
<b>Operating mode/cover</b>	closed *1	closed *1	closed *1
<b>Cover closure type</b>	Sash lock A2 reinforced/ square lock 10 mm	Sash lock A2 reinforced/ square lock 10 mm	Sash lock A2 reinforced/ square lock 10 mm
<b>Cover heating</b>	optional	optional	optional
<b>Material</b>	stainless steel V2A	stainless steel V2A	stainless steel V2A
<b>Further technical details see page</b>	p. 12 - 13	p. 14 - 15	p. 16 - 17
<b>Bottom part length (A)</b>	550 mm	650 mm	650 mm
<b>Bottom part width (B)</b>	300 mm	380 mm	450 mm
<b>Mounting depth (C)</b>	650 mm	650 mm	650 mm
<b>Frame length (D)</b>	600 mm	700 mm	700 mm
<b>Frame width (E)</b>	400 mm	480 mm	550 mm
<b>Mounting depth (F)</b>	350 mm	350 mm	350 mm

\*1 These models include a cable exit flap for the outlet of access lines in closed state.  
Thus these models can be driven or walked over even in plugged mode.

# Overview CAMPETTO



CAMPETTO XL	CAMPETTO XXL
C250 / 25 t (250 kN) D400 / 40 t (400 kN) tested with filled lid (with concrete)	D400 / 40 t (400 kN) tested with filled lid (with concrete)
750 mm	760 mm
550 mm with CEE 32 A 650 mm with CEE 63 A 750 mm with CEE 125 A	560 mm with CEE 32 A 650 mm with CEE 63 A 760 mm with CEE 125 A
chequered plate V2A/ individually fillable	chequered plate V2A/ individually fillable
closed *1	closed *1
Sash lock A2 reinforced/ square lock 10 mm	Sash lock A2 reinforced/ square lock 10 mm
optional	optional
stainless steel V2A	stainless steel V2A
p. 18-19	p. 20-21
850 mm	900 mm
500 mm	900 mm
750 mm	760 mm
900 mm	900 mm
600 mm	600 mm
400 mm	460 mm

\*1 These models include a cable exit flap for the outlet of access lines in closed state.  
Thus these models can be driven or walked over even in plugged mode.

# CAMPETTO S

## CAMPETTO in size S

- the GIFAS hard rubber distribution box mounted on the cover can be equipped individually.
- the junction box is adapted to the connected loads and mounted in the bottom part.
- the main supply can also be connected directly to the GIFAS hard rubber distribution box with a flexible cable.
- design in V2A stainless steel.
- quick and easy opening and closing, supported by gas springs.

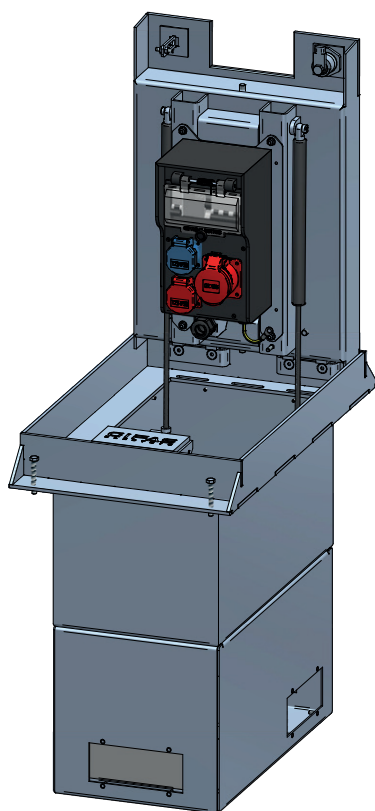
## Scope of delivery

- the CAMPETTO including electrical distribution box and junction box is supplied fully assembled and pre-wired.

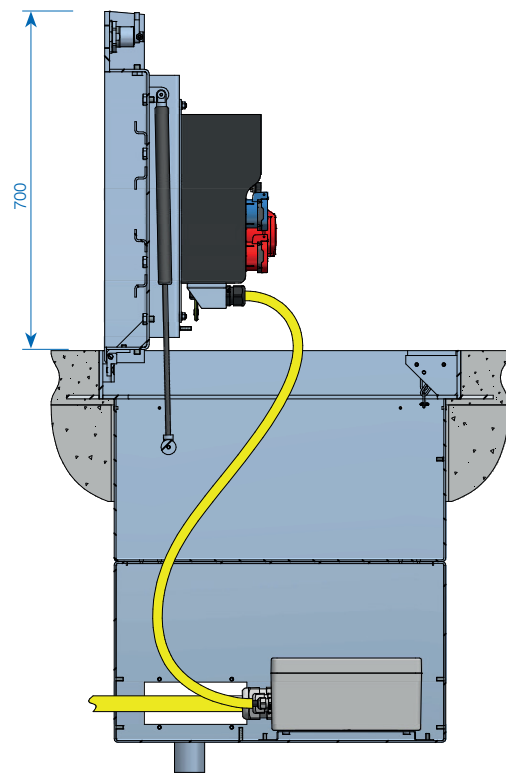
## Work to be carried out by the customer

- excavation work
- the CAMPETTO is not surface water-proof, so adequate drainage must be provided by the customer
- professional installation of the system in compliance with the standards

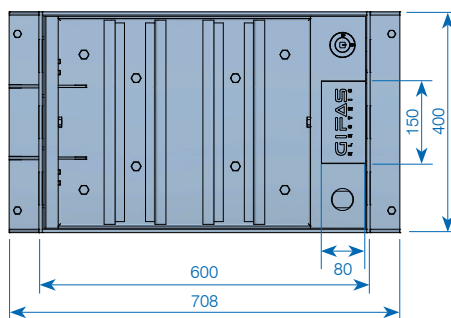
## Applications



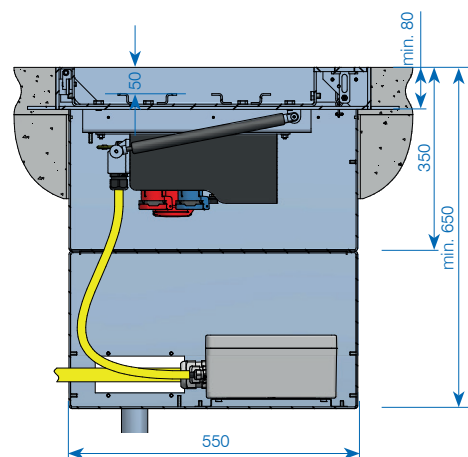
## Side view open



## Cover view from above



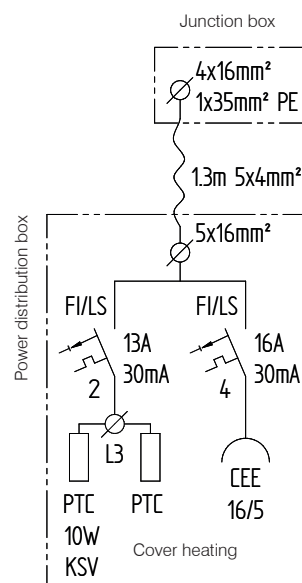
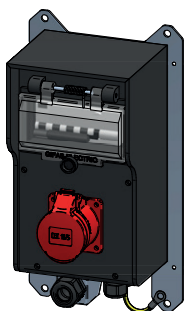
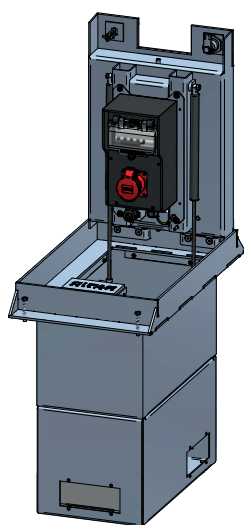
## Side view closed



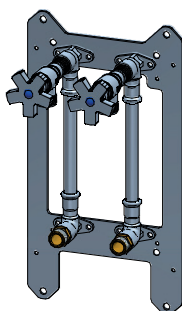
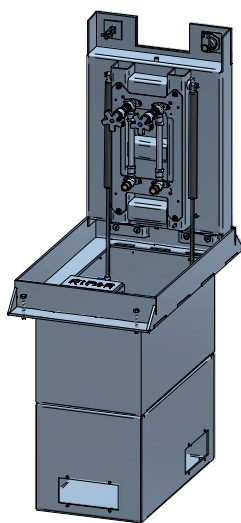


# CAMPETTO S

Item no. 251982



Item no. 247841



## Assortment

**251982** CAMPETTO S, 1×CEE 16/5, max. pre-fuse 40A

**247841** CAMPETTO S, 2×water

## Accessories

	No.*
<b>255376</b> ✓ Step protection	9
<b>209412</b> ✓ Mounting bracket (cable flap/cable protection)	11
<b>209416</b> ✓ Cable protection (option)	12
<b>258271</b> ✓ Adapter frame D400 for concrete pipe provided by customer Ø960/800	8
<b>259460</b> Double frame C250	9

\* Explanations of the numbers can be found on page 8

## CAMPETTO in size M

- the GIFAS hard rubber distribution box mounted on the cover can be equipped individually.
- the junction box is adapted to the connected loads and mounted in the bottom part.
- the main supply can also be connected directly to the GIFAS hard rubber distribution box with a flexible cable.
- design in V2A stainless steel.
- quick and easy opening and closing, supported by gas springs.

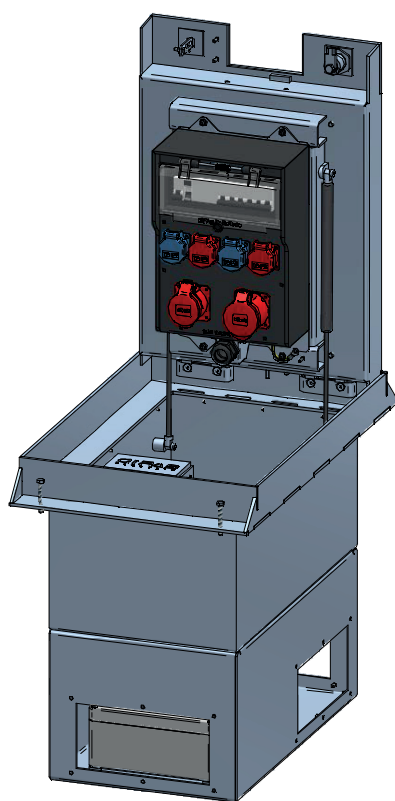
## Scope of delivery

- the CAMPETTO including electrical distribution box and junction box is supplied fully assembled and pre-wired..

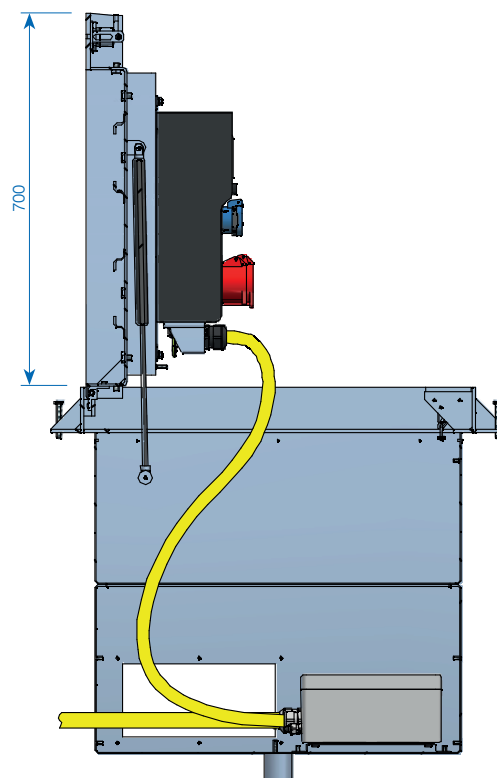
## Work to be carried out by the customer

- excavation work
- the CAMPETTO is not surface water-proof, so adequate drainage must be provided by the customer
- professional installation of the system in compliance with the standards

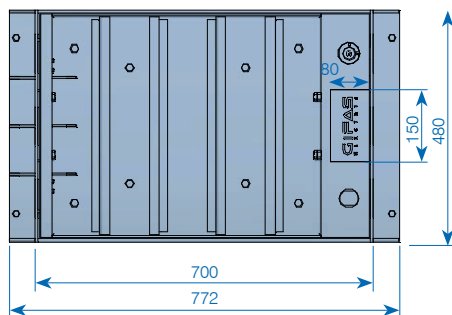
## Applications



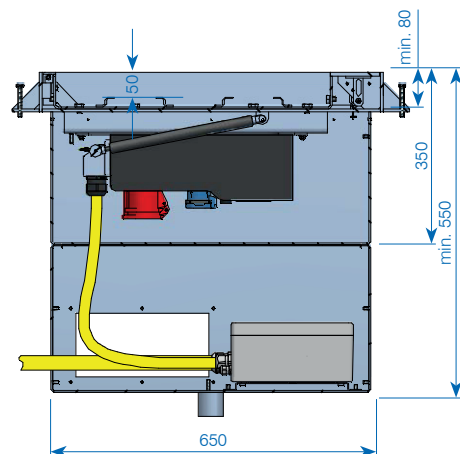
## Side view open



## Cover view from above

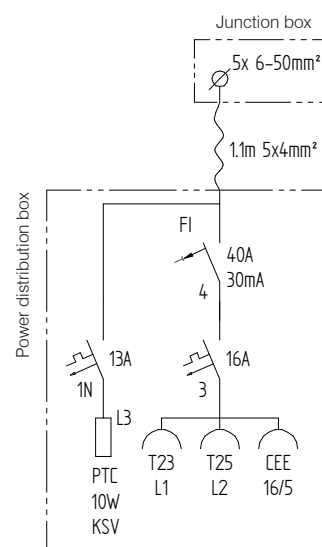
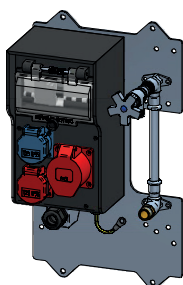
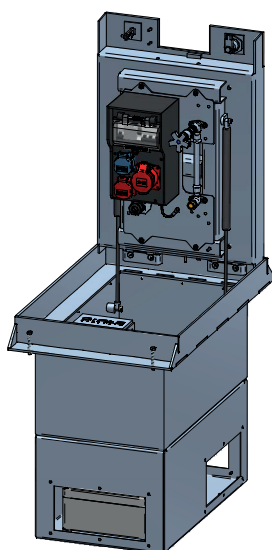


## Side view closed

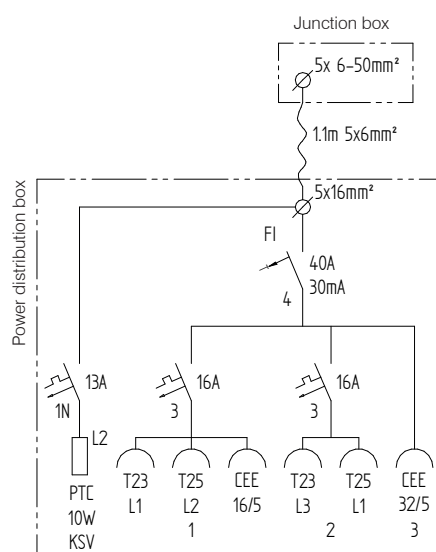
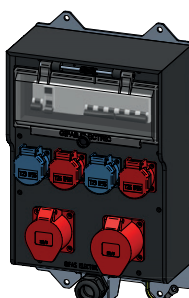
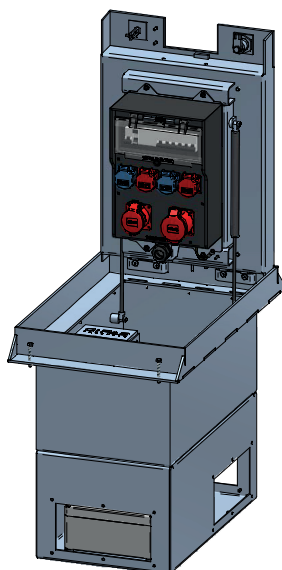


# CAMPETTO M

## Item no. 227021



## Item no. 227024



## Assortment

227021	CAMPETTO M, 1×T23, 1×T25, 1×CEE 16/5, 1×water, max. pre-fuse 32A
227024	CAMPETTO M, 2×T23, 2×T25, 1×CEE 16/5, 1×CEE 32/5, max. pre-fuse 32A

## Accessories

	No.*
255377 ✓ Step protection	9
224822 ✓ Coupling bracket CEE 63	10
224823 ✓ Coupling bracket CEE 125	10
209412 ✓ Mounting bracket (cable flap/cable protection)	11
209416 ✓ Cable protection (option)	12
258272 ✓ Adapter frame D400 for concrete pipe provided by customer Ø960/800	8
259461 Double frame C250	9

\* Explanations of the numbers can be found on page 8

# CAMPETTO L

## CAMPETTO in size L

- the GIFAS hard rubber distribution box mounted on the cover can be equipped individually.
- the junction box is adapted to the connected loads and mounted in the bottom part.
- the main supply can also be connected directly to the GIFAS hard rubber distribution box with a flexible cable.
- design in V2A stainless steel.
- quick and easy opening and closing, supported by gas springs.

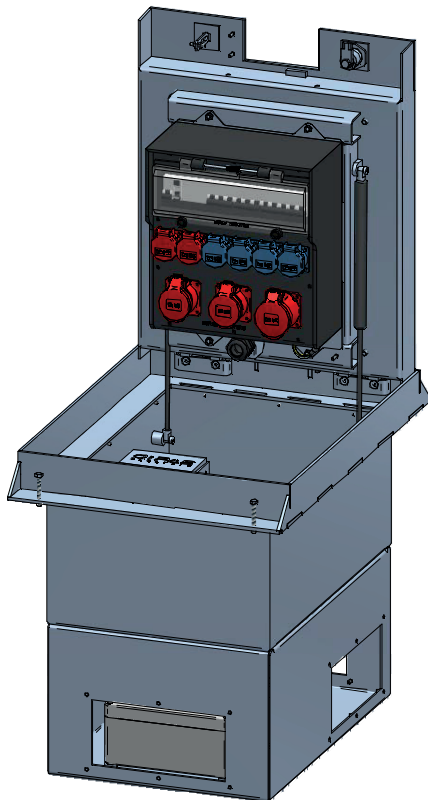
## Scope of delivery

- the CAMPETTO including electrical distribution box and junction box is supplied fully assembled and pre-wired.

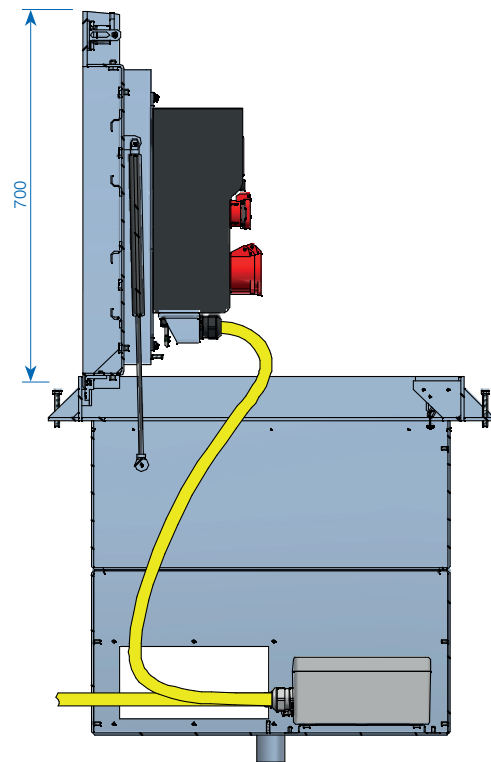
## Work to be carried out by the customer

- excavation work
- the CAMPETTO is not surface water-proof, so adequate drainage must be provided by the customer
- professional installation of the system in compliance with the standards

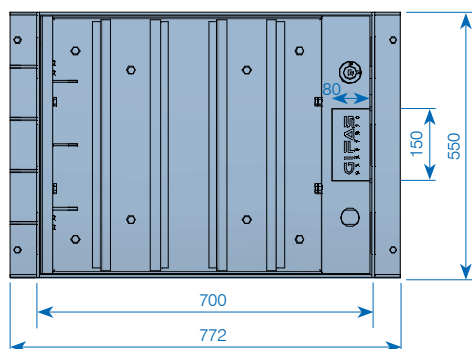
## Applications



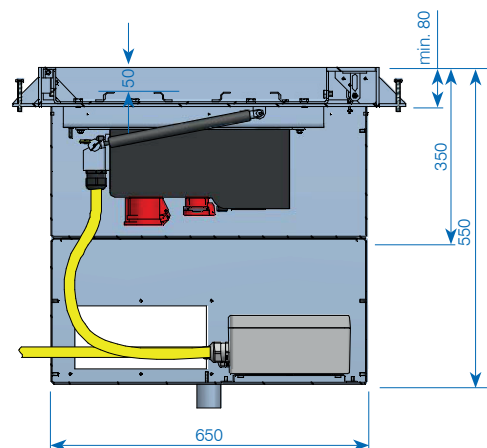
## Side view open



## Cover view from above

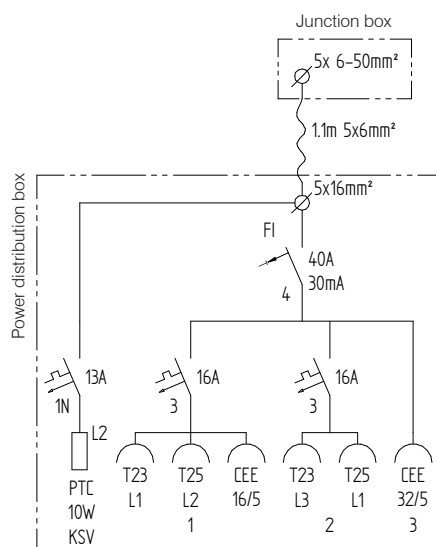
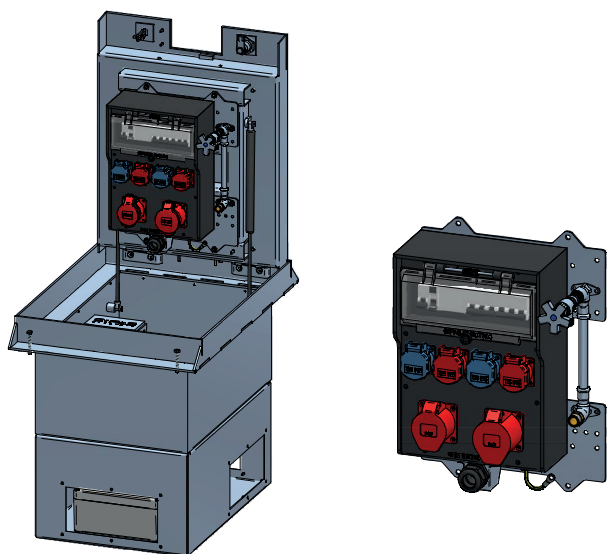


## Side view closed

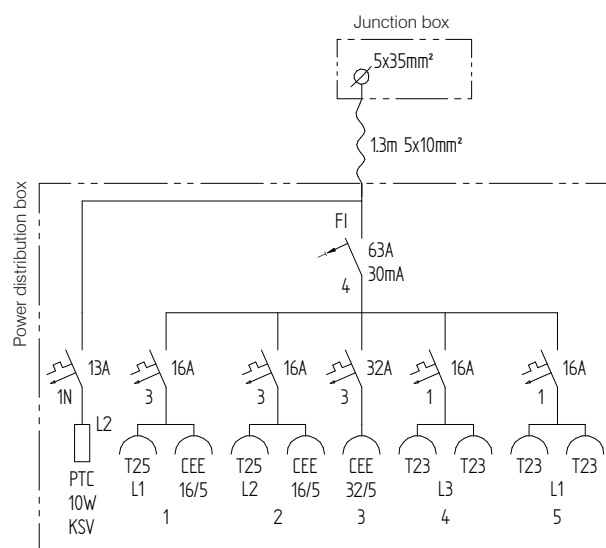
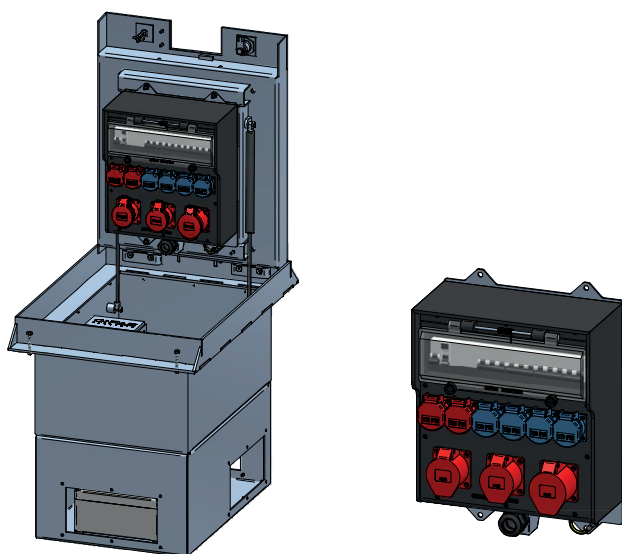




Item no. 227025



Item no. 227026



## Assortment

<b>227025</b>	CAMPETTO L, 2×T23, 2×T25, 1×CEE 16/5, 1×CEE 32/5, 1×water, max. pre-fuse 32A
<b>227026</b>	CAMPETTO L, 4×T23, 2×T25, 2×CEE 16/5, 1×CEE 32/5, max. pre-fuse 63A

## Accessories

<b>255378</b> ✓ Step protection	9
<b>224822</b> ✓ Coupling bracket CEE 63	10
<b>224823</b> ✓ Coupling bracket CEE 125	10
<b>209412</b> ✓ Mounting bracket (cable flap/cable protection)	11
<b>209416</b> ✓ Cable protection (option)	12
<b>258273</b> ✓ Adapter frame D400 for concrete pipe provided by customer Ø960/800	8
<b>259462</b> Double frame C250	9

\* Explanations of the numbers can be found on page 8

## CAMPETTO in size XL

- the GIFAS hard rubber distribution box mounted on the cover can be equipped individually.
- the junction box is adapted to the connected loads and mounted in the bottom part.
- the main supply can also be connected directly to the GIFAS hard rubber distribution box with a flexible cable.
- design in V2A stainless steel.
- quick and easy opening and closing, supported by gas springs..

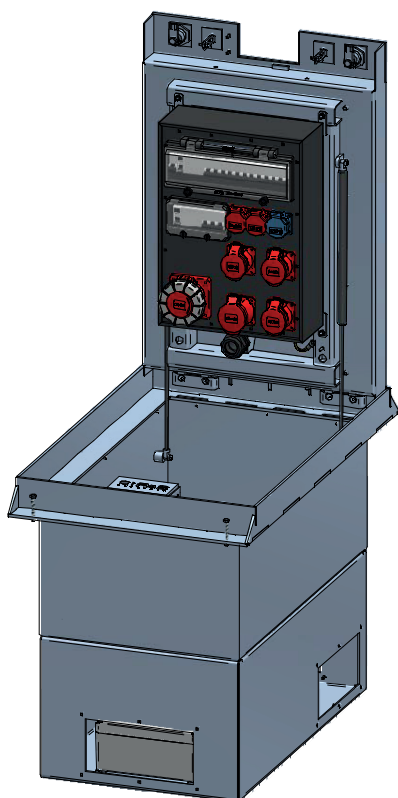
## Scope of delivery

- the CAMPETTO including electrical distribution box and junction box is supplied fully assembled and pre-wired.

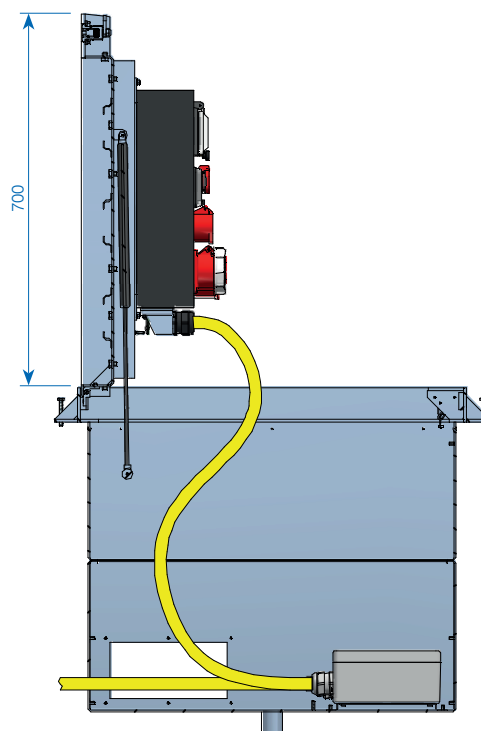
## Work to be carried out by the customer

- excavation work
- the CAMPETTO is not surface water-proof, so adequate drainage must be provided by the customer
- professional installation of the system in compliance with the standards

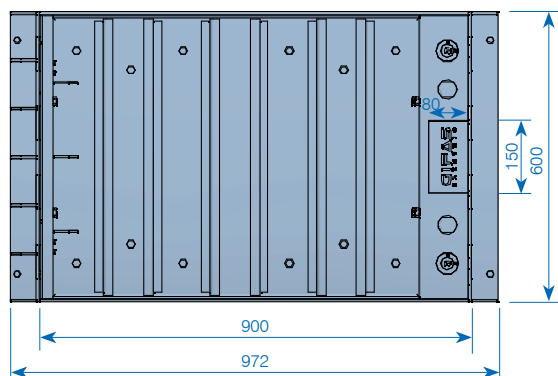
## Applications



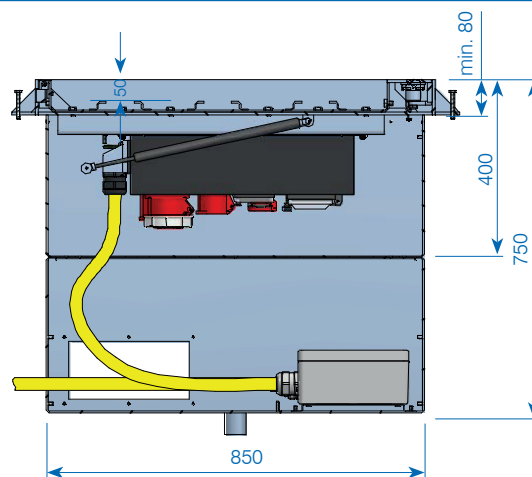
## Side view open



## Cover view from above

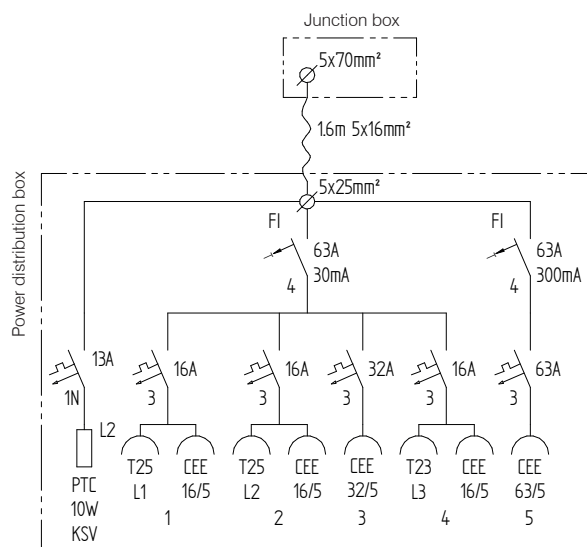
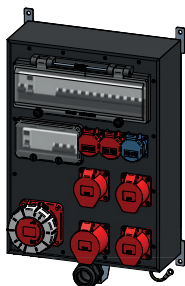
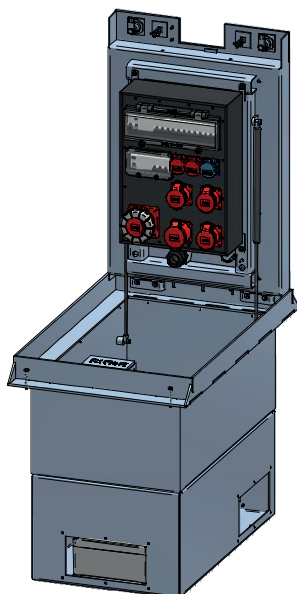


## Side view closed

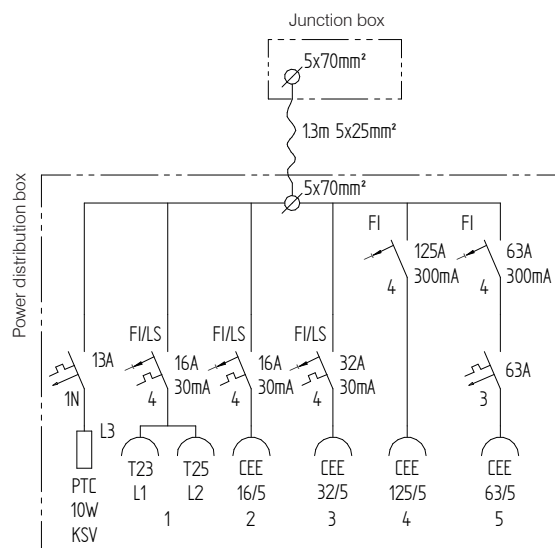
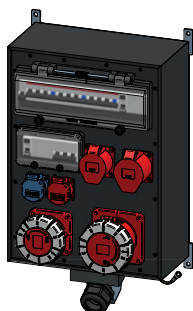
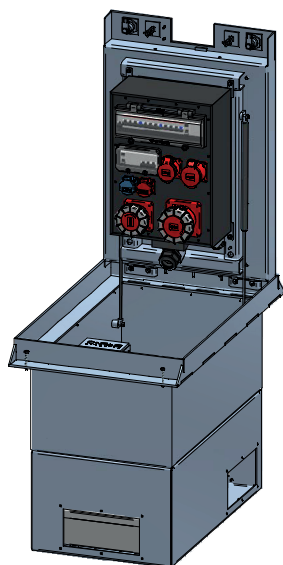


# CAMPETTO XL

Item no. 227027



Item no. 227028



## Assortment

227027	CAMPETTO XL, 1xT23, 2xT25, 3xCEE 16/5, 1xCEE 32/5, 1xCEE 63/5, max. pre-fuse 80A
227028	CAMPETTO XL, 1xT23, 1xT25, 1xCEE 16/5, 1xCEE 32/5, 1xCEE 63/5, 1xCEE 125/5, max. pre-fuse 125A

## Accessories

	No.*
255379 ✓ Step protection	9
224822 ✓ Coupling bracket CEE 63	10
224823 ✓ Coupling bracket CEE 125	10
209412 ✓ Mounting bracket (cable flap/cable protection)	11
209416 ✓ Cable protection (option)	12
258274 ✓ Adapter frame D400 for concrete pipe provided by customer Ø 1'240/1'000	8
259463 Double frame C250	9

\* Explanations of the numbers can be found on page 8

# CAMPETTO XXL

## CAMPETTO in size XXL

- the GIFAS hard rubber distribution box mounted on the cover can be equipped individually.
- the junction box is adapted to the connected loads and mounted in the bottom part.
- the main supply can also be connected directly to the GIFAS hard rubber distribution box with a flexible cable.
- design in V2A stainless steel.
- quick and easy opening and closing, supported by gas springs.

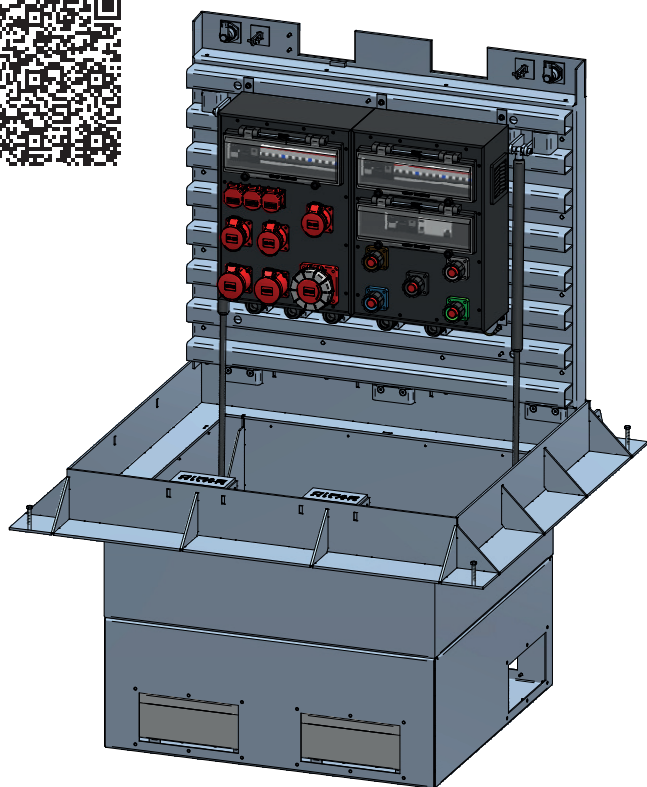
## Scope of delivery

- the CAMPETTO including electrical distribution box and junction box is supplied fully assembled and pre-wired.

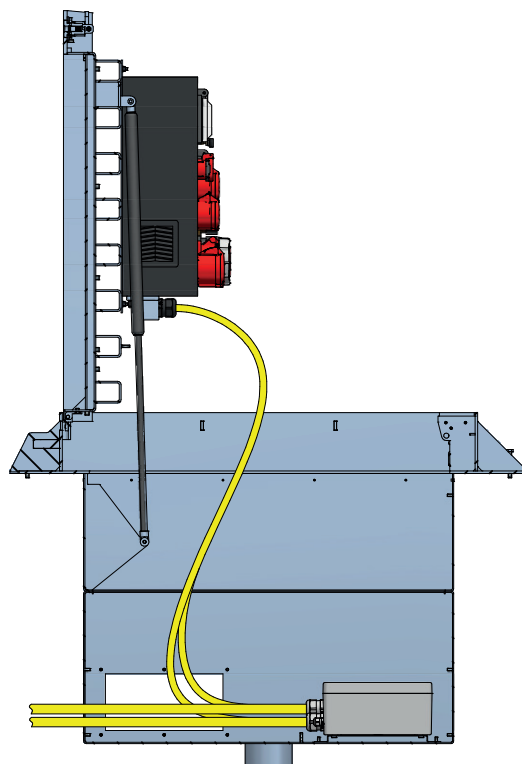
## Work to be carried out by the customer

- excavation work
- the CAMPETTO is not surface water-proof, so adequate drainage must be provided by the customer
- professional installation of the system in compliance with the standards

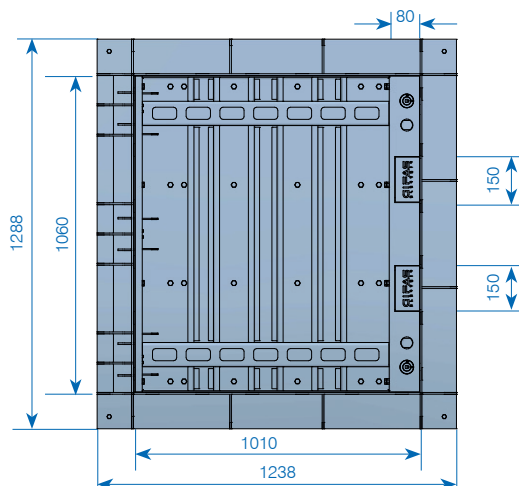
## Applications



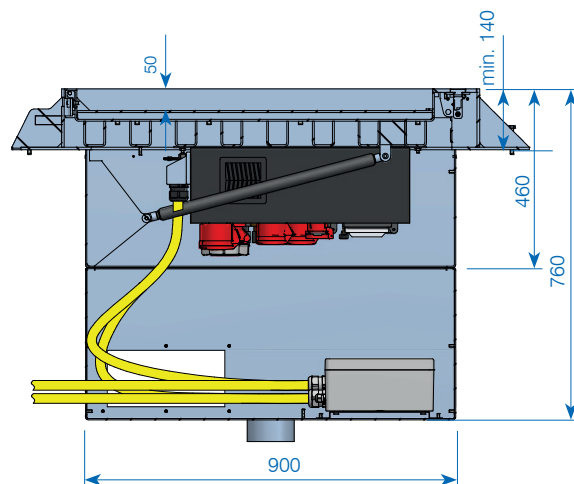
## Side view open



## Cover view from above



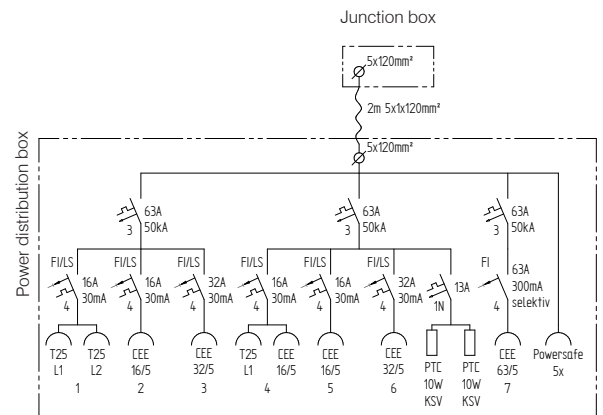
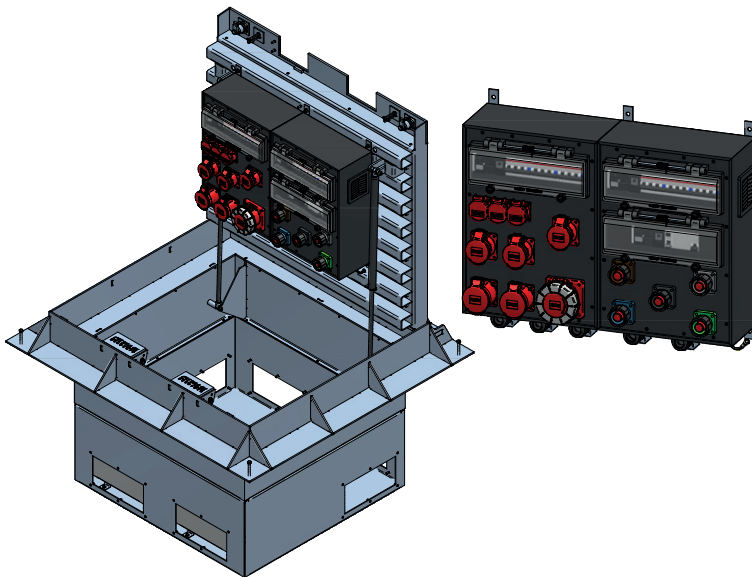
## Side view closed



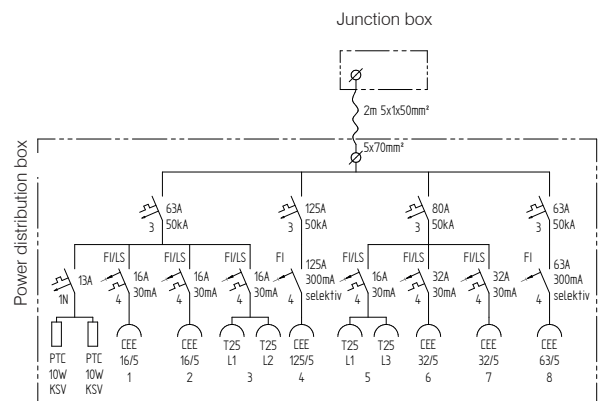
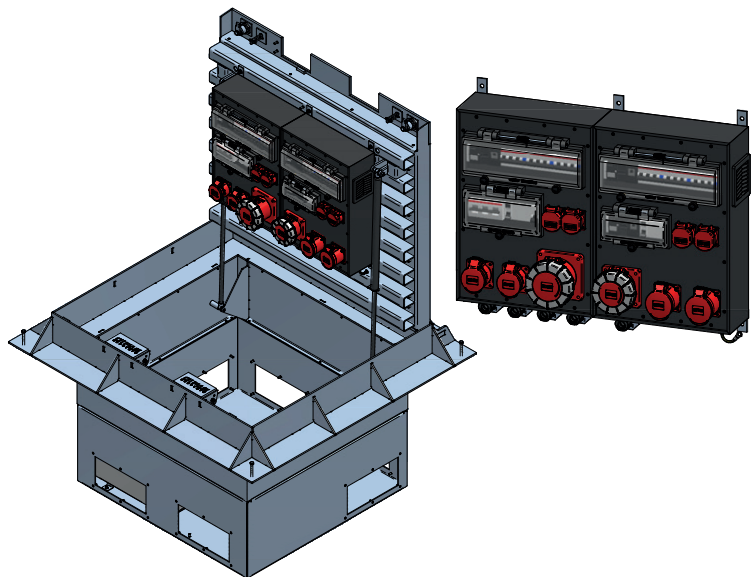


# CAMPETTO XXL

Item no. 256060



Item no. 256067



## Assortment

256060	CAMPETTO XXL, 3×T2S, 3×CEE 16/5, 2×CEE 32/5, 1×CEE 63/5, 5×PowerSAFE, max. pre-fuse 400 A
256067	CAMPETTO XXL, 4×T2S, 2×CEE 16/5, 2×CEE 32/5, 1×CEE 63/5, 1×CEE 125/5, max. pre-fuse 160 A

## Zubehör

	Nr.*
255972 ✓ Step protection	9
224822 ✓ Coupling bracket CEE63	10
224823 ✓ Coupling bracket CEE125	10
209412 ✓ Mounting bracket (cable flap/cable protection)	11
209416 ✓ Cable protection (option)	12
258275 ✓ Adapter frame D400 for concrete pipe provided by customer Ø 1'490 / 1'250	8

\* Explanations of the numbers can be found on page 8

Technical Data	
Max. load capacity	D400 / 40t (400kN)
Necessary installation depth	min. 610 mm
Execution cover	cast iron cover finish
Dimension cover	Ø605 mm
Operating mode / cover	closed *1
Cover heating	no
Material	steel casting
Housing	open at the bottom
Power distribution boxes (maximal)	type 7700
Junction box (maximal)	5×16 mm <sup>2</sup>
Measurements concrete ring	H = 500 mm, NW 600 mm
Cable outlet	96×64 mm
Gas spring	yes
Scope of delivery GIFAS	The entire cast-metal pit cover, including distributor box and connection socket, is fitted and supplied on a concrete tube (H = 500 mm, NW 600 mm).
Work to be carried out by the customer	<ul style="list-style-type: none"> <li>– The lower concrete tube has to be provided by the customer.</li> <li>– The pit cover is not sealed against surface water, which means that sufficient drainage of the pit must be provided by the customer.</li> <li>– The excavation work and the correct assembly of the construction (GIFAS components included) conforming to standards must be carried out by the customer.</li> <li>– The connection socket is fitted onto the lower concrete tube by the customer.</li> </ul>



\*1 These models include a cable exit flap for the outlet of access lines in closed state. Thus these models can be driven or walked over even in plugged mode.

Solid steel construction with round cover  $\varnothing = 610\text{mm}$  and absorbing polyethylene insert, up to 400kN load capacity, gas springs for easier opening, modified cast-metal cover, distributor boxes according to customer requirements. The customer has to provide a substructure conforming to standards and a correct assembly of the pit (load capacity 400kN and the relevant drainage).

## Lid

Is provided via an integrated spring bar lock.

## Cover lock

Is provided via an integrated spring bar lock.

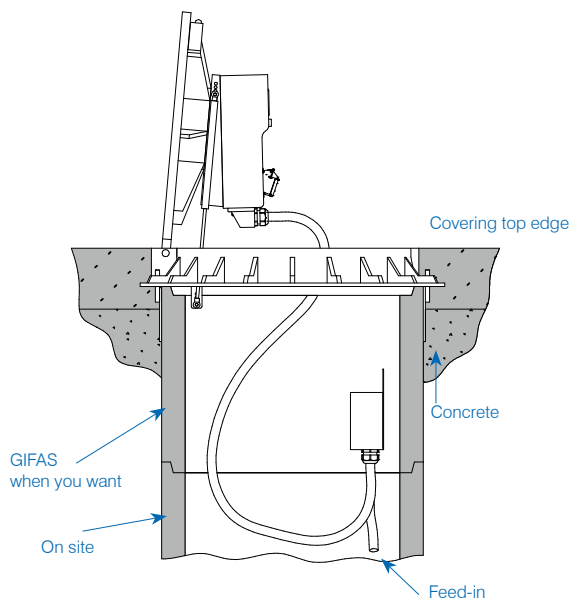
## Connection cross-section

Maximum connection line  $5 \times 16\text{mm}^2$  from connection socket to distributor box.

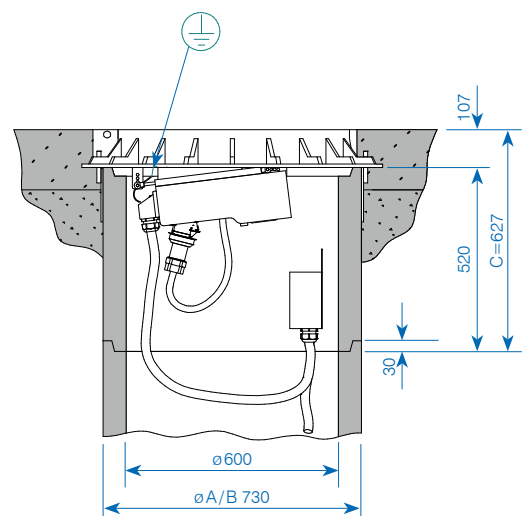
## Insertion piece for cable-exit ( $96 \times 64\text{mm}$ )

Is integrated into the cast-metal frame  $94 \times 61\text{mm}$ .

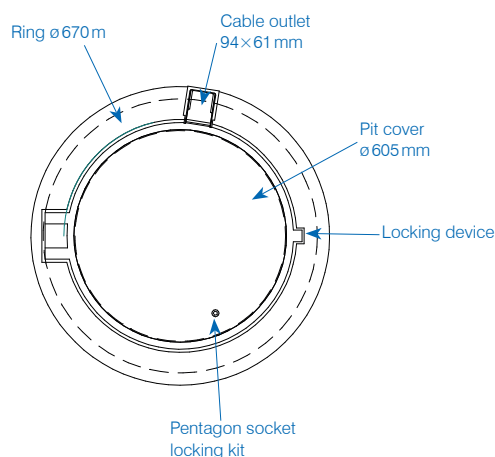
## Side view open



## Side view closed



## Cover view from above



## Assortment

- 020388** ✓ VESUVIO underfloor distributor incl. upper concrete tube, excl. power distributor/junction box
- 060668** ✓ VESUVIO underfloor distributor excl. concrete tubes, excl. power distributor/junction box

## Accessories/spare parts

- 173776** ✓ Locking device kit for VESUVIO
- 010848** Junction box 2516 for underfloor distributor system with clamp web  $5 \times 16\text{mm}^2$ ,  $2 \times$  cable glands M32
- 010851** Junction box 3020 for underfloor distributor system, with clamp web  $5 \times 16\text{mm}^2$ ,  $2 \times$  cable glands M40

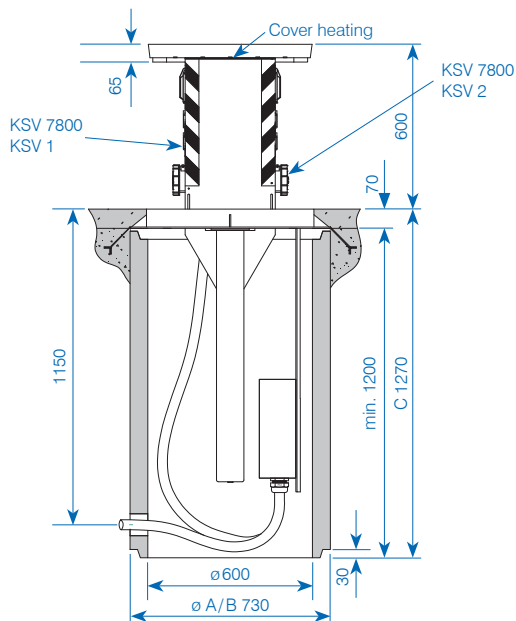


Technical Data	
Max. load capacity	B125 / 12.5t (125kN) or C250 / 25t ( 250 kN)
Necessary installation depth	min. 1'000 mm
Execution cover	individually fillable
Dimension cover	600×600 mm
Operating mode / cover	open, with step protection plate
Cover heating	on request
Material	stainless steel V2A
Housing	open at the bottom
Power distribution boxes (maximal)	max. 2× Typ 7800/7900
Junction box (maximal)	5×35 mm <sup>2</sup>
Measurements concrete ring	H = 1'000 mm, NW 600 mm
Cable outlet	no
Gas spring	yes
Scope of delivery GIFAS	The entire lifting device, including distributor box, pit cover which can be filled up and connection socket (fully fitted onto the additional frame) is supplied by GIFAS. The top frame is also included.
Work to be carried out by the customer	<ul style="list-style-type: none"> <li>– The concrete tube needs to be provided by the customer</li> <li>– The pit cover is not sealed against surface water, which means that sufficient drainage of the pit should be provided by the customer</li> <li>– Excavation work</li> <li>– Correct assembly of the construction (GIFAS components included) conforming to standards must be carried out by the customer. This also applies to filling up the reservoir</li> </ul>

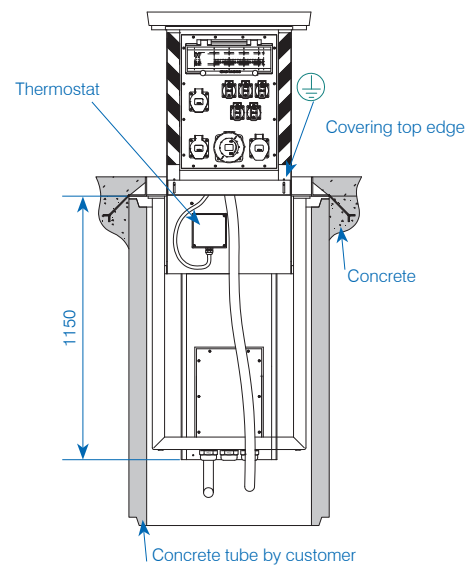


- The Piazzetta can be individually fitted on both sides with hard rubber distributor boxes.
- The excavation system with gas springs, guided on slide bearings with A2 steel shafts, permits automatic extension at any time.
- Adjustable step protection plates provide protection against false steps and dirt deposits in the pit when open.
- The connection socket is modified for the connection values and should be placed on a prepared support.
- Standard concrete tube can be used.
- Top frame and pit cover for special GIFAS construction.

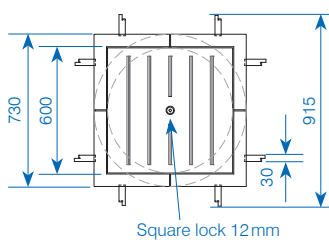
Side view open



Side view open



Cover view from above



## Assortment

012986	PIAZZETTA Lifting device V2A, two-sided for 2×7300/7700
023595	PIAZZETTA Lifting device V2A, one-sided for 7300/7700
079288	PIAZZETTA Lifting device V2A, two-sided for 2×7800/7900
018379	PIAZZETTA Lifting device V2A, one-sided for 7800/7900

## Accessories/spare parts

060122	Top frame/reservoir cover V2A, B125 (12.5t)
014205	Top frame/reservoir cover V2A, C250 (25t)
014311	Connection set 3020 for Underfloor distributor with clamp web 5×35 mm <sup>2</sup> , 2×cable glands M40
014313	Connection set 3800 for Underfloor distributor with clamp web 5×70 mm <sup>2</sup> , 2×cable glands M50
016146	Cover heating approx. 80 W with thermostat 5°C (-20° to +30°)
013772	Square key 12 mm for lifting appliance
027352	Locking mechanism (down and in place condition)



Technical Data	
Max. load capacity	3t (30 kN)
Necessary installation depth	min. 420 mm
Execution cover	chequered plate V2A
Dimension cover	380×280 mm
Operating mode / cover	closed* <sup>1</sup>
Cover heating	no
Material	stainless steel V2A
Housing	closed at the bottom
Power distribution boxes (maximal)	type 2516
Measurements concrete ring	L×W×D = 380×280×420 mm
Cable outlet	yes
Gas spring	yes
Scope of delivery GIFAS	The stainless steel construction with pit cover from chequered plate V2A will be ready for connection.
Work to be carried out by the customer	<ul style="list-style-type: none"> <li>– Substructure of RETRANT has to be made along to standards</li> <li>– Proper assembly of the shaft (load 30 kN)</li> <li>– The pit cover is not sealed against surface water, which means that sufficient drainage of the pit must be provided by the customer</li> </ul>

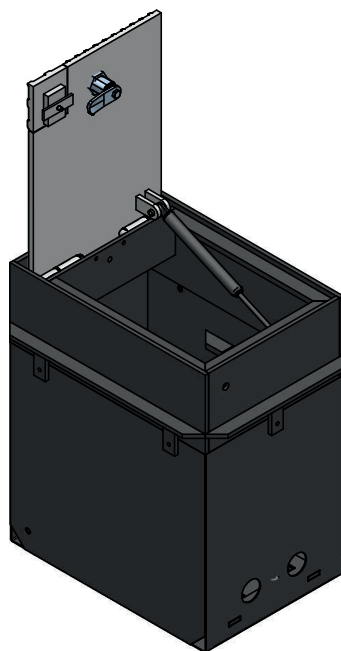


\*<sup>1</sup> These models include a cable exit flap for the outlet of access lines in closed state.  
Thus these models can be driven or walked over even in plugged mode.

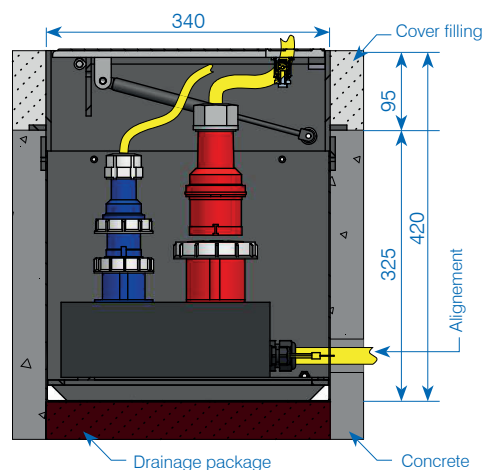
# RETRANT

- Underfloor pit for limited space
- High security by GIFAS «double pressure execution»- cover is held safely closed without lock
- Robust steel construction with dimensions (L×W×D) 380×280×420 mm
- Load capacity up to 30kN
- Cover: cover made from V2A stud plate with turning bolt lock and cable exit flap
- Unladen weight ~20kg

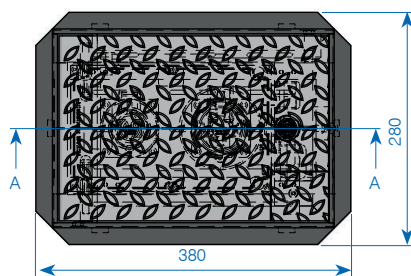
View open



Side view inside




Cover view from above



## Assortment

- 101647** RETRANT Underfloor distributor complete incl. solid rubber enclosure type 2516 with 1×CEE 16/3 (IP67), 1×CEE 16/5 (IP67), cable gland M25
- 039447** ✓ RETRANT Underfloor distributor empty

Technical Data	
Max. load capacity	3t (30 kN)
Necessary installation depth	min. 420 mm
Execution cover	chequered plate V2A
Dimension cover	Ø271 mm
Operating mode / cover	closed*1
Cover heating	no
Material	stainless steel V2A
Housing	open at the bottom
Power distribution boxes (maximal)	type 1212
Measurements concrete ring	L×D = 420×271 mm
Cable outlet	yes
Gas spring	no
Scope of delivery GIFAS	The stainless steel construction with pit cover from chequered plate V2A will be assembled and ready for connection
Work to be carried out by the customer	<ul style="list-style-type: none"> <li>– Substructure of ROTRANT has to be made along to standards</li> <li>– Proper assembly of the shaft (load 125 kN)</li> <li>– The pit cover is not sealed against surface water, which means that sufficient drainage of the pit must be provided by the customer</li> </ul>

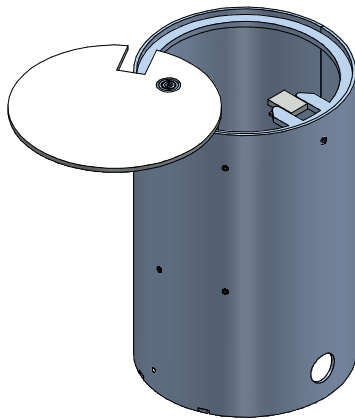


\*1 These models include a cable exit flap for the outlet of access lines in closed state. Thus these models can be driven or walked over even in plugged mode.

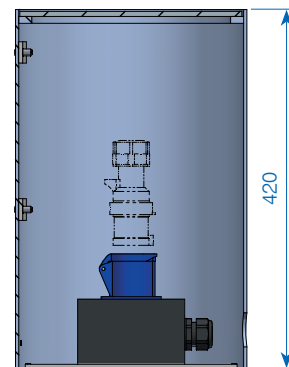
# ROTRANT

- Underfloor pit for limited space
- Additional security by «lid system», thus no obstacle through the lid state in open mode
- Simple installation by drilling one hole
- Robust steel construction with dimensions (L×Ø) 420×271 mm
- Load capacity up to 30 kN
- Cover: cover made from V2A stud plate with turning bolt lock and cable exit flap
- Casing material: steel tube ST37 coated against corrosion
- Weight: approx. ~17 kg

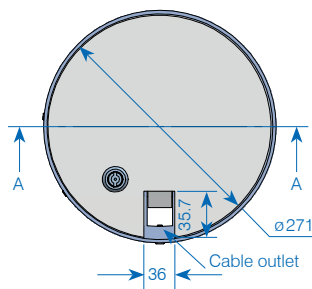
View open



Side view inside



Cover view from above



## Assortment

**081098** ROTRANT Underfloor distributor complete incl. solid rubber enclosure type 1212 with 1×CEE 16/3 (IP67), cable gland M25

**141658** ✓ ROTRANT Underfloor distributor empty

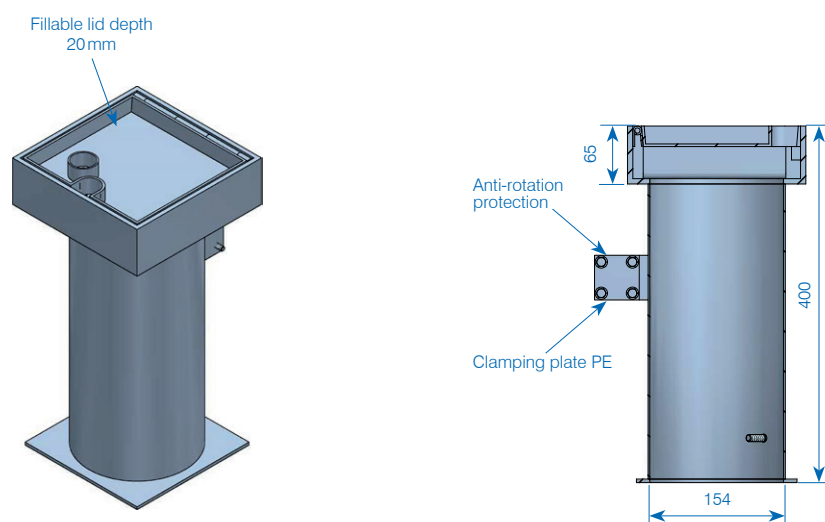
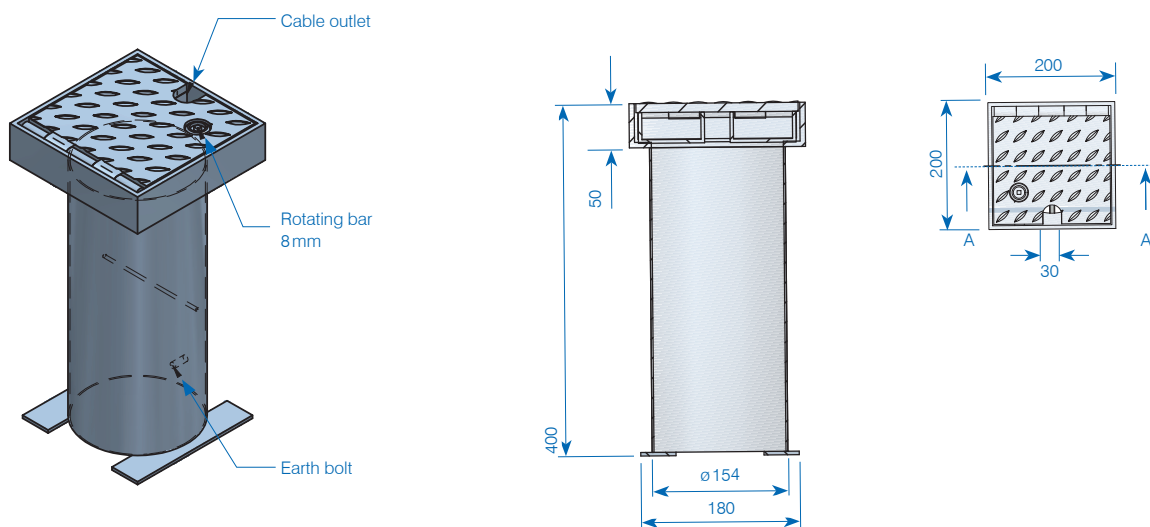


Technical Data	
Max. load capacity	C250 / 25 t (250 kN)
Necessary installation depth	min. 400 mm
Execution cover	chequered plate V2A/ fillable
Dimension cover	200×200×50 mm
Operating mode / cover	closed*1
Cover heating	no
Material	stainless steel V2A
Housing	open at the bottom
Junction box (maximal)	Can be fitted with: – 1×connector T13/T23/T15/T25 – 1×connector CEE 5×16A 400V (IP67) – 1×connector CEE 5×32A 400V (IP67)
Cable outlet	Cable up to Ø25 mm
Gas spring	no
Scope of delivery GIFAS	The stainless steel construction with shaft cover made of chequered plate V2A will be delivered ready for connection
Work to be carried out by the customer	<ul style="list-style-type: none"> <li>– Substructure of PICCOLINO has to be made along to standards</li> <li>– Proper assembly of the shaft (load 250 kN)</li> <li>– The pit cover is not sealed against surface water, which means that sufficient drainage of the pit must be provided by the customer.</li> </ul>



\*1 These models include a cable exit flap for the outlet of access lines in closed state.  
Thus these models can be driven or walked over even in plugged mode.

- Solid stainless steel construction 200×200 mm, load capacity up to 250 kN, with tube Ø 154 mm.
- The surface of the cover is made of chequered plate V2A (nonslip)  
Slip resistance: R11 according to standard DIN EN 16165
- To lock with a recessed, cover-flat stand-off square 8 mm made of stainless steel V2A
- Cable exit flap for the connection line outlet up to Ø 25 mm provided in the pit cover



## Assortment

**165120** ✓ PICCOLINO with chequered plate lid, empty, 2 keys included

**216458** PICCOLINO with fillable lid, empty, 2 keys included



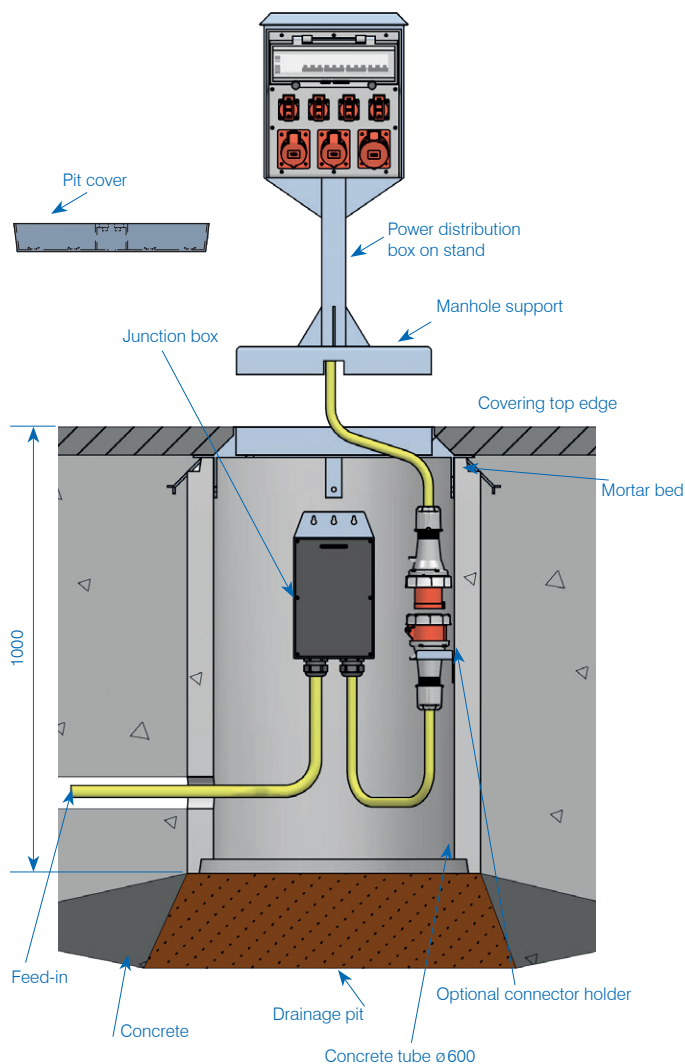
Technical Data	
Max. load capacity	B125 / 12.5t (125kN) or C250 / 25t ( 250kN)
Necessary installation depth	from approx. 400 mm
Execution cover	individually
Dimension cover	individually
Operating mode / cover	distributor placed on top
Cover heating	no
Material	stainless steel V2A or zinc-plated
Junction box (maximal)	5×35 mm <sup>2</sup>
Dimensions	individually
Gas spring	no
Scope of delivery GIFAS	<p>The MOBILE is supplied ready for connection with fitted GIFAS hard rubber distributor box, according to your measurements and component requirements.</p> <p>If required we supply the pit top section and top frame incl. cover to fit base plate, zinc-plated or rust-free ST 37. There is also a connection set with connection socket available, or a connection cable and coupling.</p>
Work to be carried out by the customer	<ul style="list-style-type: none"> <li>– The pit cover is not sealed against surface water; drainage of the pit should be provided by the customer</li> <li>– Excavation work</li> <li>– The correct assembly of the pit cover conforming to standards must be carried out by the customer</li> <li>– The connection socket is also required to be fitted in the pit by the customer</li> </ul>



# MOBILE

A concrete tube with a diameter of 60 cm is fitted by the customer. The pit top element supplied by GIFAS is placed into the concrete tube in a base edge position. The pit cover and the supports are supplied with the distributor box to fit the pit top part. The pit cover is prepared for filling up as required with paving stones (H=90 mm). The customer is required to install a main cable through the concrete tube. If a flexible cable is laid, the coupling can be assembled directly. A junction box should be used for installation with rigid cables or if the power is fed off in a loop.

Before an event the pit cover needs to be removed, the plug connected to the coupling in the pit from the distributor box and the distributor box positioned in the pit top element.



## Assortment

023556	MOBILE Top stands V2A, can be fitted on one side with type 7700, height 900 mm
023361	MOBILE Top stands V2A, can be fitted on both sides with type 7700, height 900 mm
023352	MOBILE Pit frame V2A, for tube-Ø 60, internal dimensions: 488×488×70 mm, load capacity B125
023353	MOBILE Pit frame V2A, for tube-Ø 60, internal dimensions: 488×488×70 mm, load capacity C250
023356	MOBILE Pit cover V2A, can be filled up, consistent with item no. 023352, external dimensions: 488×488×70 mm, load capacity B125
023358	MOBILE Pit cover V2A, can be filled up, consistent with item no. 023353, external dimensions: 488×488×70 mm, load capacity C250

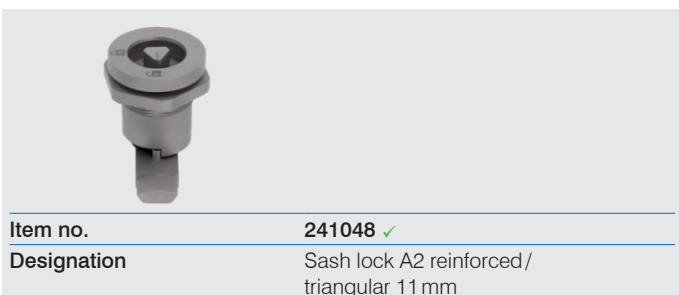
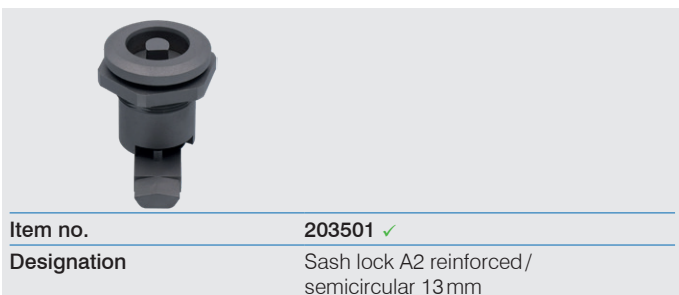
## Accessories

011480	Connection set 2516 for distributor system with clamp web 5×10 mm <sup>2</sup> , 2×cable glands M32, CEE 63/5 coupling
033230	Connection set 3020 for distributor system with clamp web 5×35 mm <sup>2</sup> , 3×cable glands M40, CEE 63/5 coupling
020402 ✓	A2 fitting for CEE 63/5 coupling
011695	Lid lifter



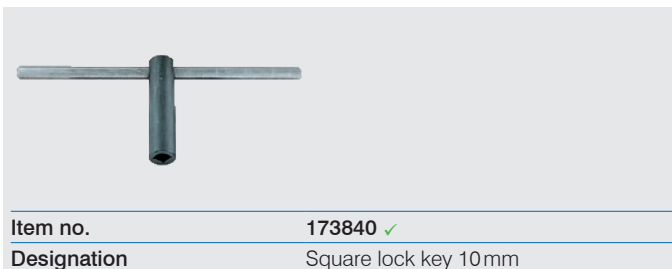
# Sash locks

CAMPETTO S, M, L, XL, XXL

## Sash lock



## Keys



# Sash locks

## RETRANT, ROTRANT

### Sash lock



Item no. 012009 ✓  
Designation Sash square lock 8 mm



Item no. 058730 ✓  
Designation Sash triangle lock 8 mm



Item no. 013861 ✓  
Designation Sash lock double-bit 3 mm



Item no. 035254  
Designation Sash lock semicircular 13 mm



Item no. 056584 ✓  
Designation Sash square lock 6 mm

### Keys



Item no. 011691 ✓  
Designation Square lock key 8 mm



Item no. 047659 ✓  
Designation Triangle lock key 8 mm



Item no. 011527 ✓  
Designation Key double-bit 3 mm



Item no. 035255 ✓  
Designation Key semicircular 13 mm



Item no. 011692 ✓  
Designation Square lock key 6 mm





**THE  
SOLUTION  
PARTNER**

**GIFAS-ELECTRIC GmbH**  
Dietrichstrasse 2  
CH-9424 Rheineck

+41 71 886 44 44  
✉ [info@gifas.ch](mailto:info@gifas.ch)  
🌐 [www.gifas.ch](http://www.gifas.ch)